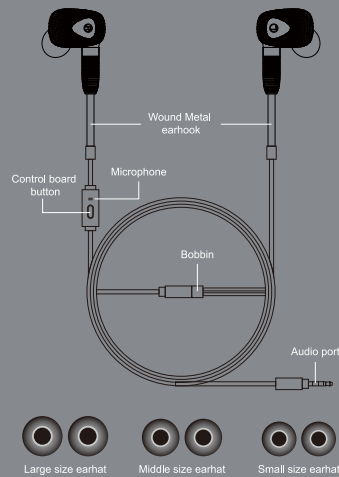


PRODUCT ILLUSTRATION



EN

Compatible for IOS and android (CTIA standard port) smart phones:
Different phone systems, installed software and phone's recognition to control board is also different. If it appears compatible problem, it is not headset control board issue.
Android phone button definition concerns to phone systems, please refer mobile manual.

BUTTON FUNCTION

① Play/Pause

Under music play mode:



- Click control board button once to pause and click again to play

② Next/Previous song

Under music play mode:



- Double click control board button for next song



- Three click control board button for previous song

EN

③ Music speed/wind down (part of the system or software did not support)

Under music play mode:



- Double click then hold for speed



- Three click and hold for wind down

④ Answer/hang up



- When phone call coming, click control board once to answer the calling



- Then click to hang up when finished the calling

⑤ Siri voice assistant

Under non calling status:



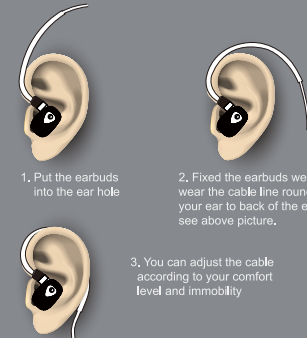
- Long press control board 2 seconds to use voice assistant



- When on calling or there is phone call coming, long press control board for 2 seconds to reject phone call or end calling.

EN

WEARING METHOD



HOW TO WEAR EARHAT?



EN

Warm Notice:

- The headset can not be compatible with phone:

- The headset is only support the format CTIA's phone
- Headset is compatible IOS and android phone (part of android phone may have differences based on phone's inner software design issue).
- Exact compatible discrepancy information of headset and phone, please land Mifo website and check on Technology support.

- What I can do if the headset is easy to fall of and not wear stable?

Maybe the earhat of the earbud is not suitable for your ear size. There is a package with different size's earhat, you can check for the gift earhat to find a suitable set for you.

- What I can do if there is noise or abnormal sound:

- Please play with high undamaged songs (file size is >20Mb/song) or undamaged format song such as APE, FLAC and so on.
- When the player's own sound is too big when play, you may be affected, when the sound is too big, please try to use the one with less sound media play devices.

- When use the third media player app to play, Phone's software and the third party's software for different definition of the keys, there maybe key function discrepancy, suggest use the 'systems' itself media player.

EN

MAKE
IT FULLY OPTIMAL

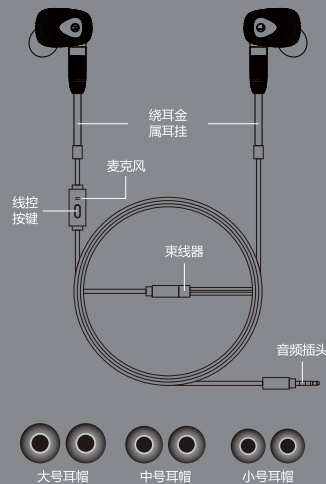
DESIGNED AND MADE BY

Mifo Technology Co., Ltd

Tel: +86-755-29708899
Fax: +86-755-29708899
Email: mifo@mifo.hk
www.mifo.hk

PN: R15001

产品说明图



CH

兼容IOS与Android系统（CTIA国际标准接口）智能手机。
“因手机系统版本、安装软件等差异，手机对线控功能的识别可能存在不同，并非线控问题。”
“Android手机按键定义与手机系统有关，请详阅手机说明书。”

按钮功能

① 播放/暂停

播放音乐状态下



- 单击线控按键一下，播放/暂停音乐

② 下一曲/上一曲

播放音乐状态下



- 双击线控按键，实现切换下一曲功能



- 三击线控按键，实现切换上一曲功能

CH

③ 音乐快进/音乐快退（部分系统和软件不支持）

播放音乐状态下



- 双击线控按键后按住，实现切换快进功能



- 三击线控按键后按住，实现切换快退功能

④ 接听/挂断



- 来电状态下，单击线控按键一下，可实现接听



- 通话状态下，单击线控按键一下，可实现挂断

⑤ Siri语音助手

非通话状态下



- 长按线控按键2秒，实现语音助手功能



- 长按线控按键2秒，实现拒接来电功能

CH

耳机佩戴



CH

耳帽安装



温馨提示

- 耳机按键在手机上使用出现不兼容

- 耳机只支持插座制式为CTIA的手机。
- 耳机兼容IOS手机和安卓手机（部分安卓手机因内部软件设计问题会按键功能差异）。
- 具体耳机与手机的兼容差异信息请登录Mifo官网在“技术支持”中查询。

- 耳机佩戴不稳

机配耳塞可能不适合您的耳道尺寸，包装附件内附有不同型号的耳塞，请对附赠的耳塞进行逐一试戴。

- 耳机有杂音/异音

① 请选用高品质无损音频（文件大小>20Mb/首以上），无损格式如APE、FLAC等。

② 播放设备的底噪会让您在听音时感受到杂音/异音，尽量使用底噪小的播放设备。

③ 使用第三方音乐播放软件时，手机软件与第三方软件因定义不同会导致耳机按键功能差异，建议使用手机系统自带音乐播放器。

CH



您可以随时加入魔音官方微信，查看产品真伪！

魔音集团(香港)有限公司(总司)
服务热线: 400-880-7559
服务支持: bbs.mifo.hk

CH